

Certificate of Testing

N°: TRA026624CC01A

Page 1 of 4 Pages

SAYFA Systems UK
Unit 3
Gelders Hall Road
Shepshed
Leicestershire
GB.
LE12 9NH.

Issue Date: 21st July 2015
Our Ref: TRA-026624-01
Client's Order Number: PO 5336
Date(s) of Test: 7th July 2015

Attn.: Roy South

Specimen(s):

6 Off	SAYFA Air Deck Fall Arrest Bag
TRaC Stores Number:	TRA-026624-S1 to TRA-026624-S6
Receipt Date:	20 th May 2015

Specification:

Testing was carried out in accordance with TRaC Global Limited quotation TRA-026624-01, dated 30th April 2015 and PAS 59:2014, dated 31st January 2014.

Fall Arrest System Mass Impact Test

Testing was carried out in accordance with PAS 59:2014 Annex A

Number of Drops	3
Drop Height	2.0 ± 0.05 m above top surface of specimen
Drop Weight	100± 1 kg
Deceleration	≤14g

Procedure:

The bags were installed in accordance with the manufacturer's instructions within a bespoke test enclosure and supported on a flat concrete non-yielding floor. The bags were pressurized with approximately 1 psi of air to achieve the manufacturers recommended inflation level, and joined together using the quick release buckle to form a complete collective fall arrest system, see Figure 1.

A rigid steel mass conforming to specification BS EN 364: 1993, section 4.5 was used incorporating a tri-axial accelerometer. The accelerometer was positioned on the top surface of the steel mass to measure deceleration and out of axis response. A 280mm diameter x 20mm wooden disc was fixed to the underside of the rigid steel mass to protect the specimen from any damage.

Test Engineer

Daniel Homan

Daniel Homan Test Engineer

Approval

M. Pitham

M. Pitham Environmental Test Manager

Certified that the specimens detailed hereon have been subjected to the tests as required by the order unless otherwise stated above. Our technical competence and quality control arrangements are in accordance with the conditions of our UKAS accreditation. No representation or warranty is given that the Tests performed under the terms of Contract constitute, in themselves, a sufficient programme for the Customer's purpose, nor that the Customer's Equipment is suitable for any particular purpose. The contents of this Certificate shall not be reproduced, except in full, without the written approval of TRaC Global Limited.

WARWICK

Rothwell Road, Warwick, CV34 5JX, UK.
T +44 (0)1926 478478 F +44(0)1926 478479 E test@tracglobal.com
www.tracglobal.com



0026

Certificate of Testing

N°: TRA026624CC01A

Page 2 of 4 Pages

The rigid steel mass was raised using the TRaC Global Ltd overhead crane such that the underside of the rigid steel mass was 2 metres above the top surface of the bags, see Figure 2. The test mass was released utilising a quick release mechanism, to fall onto various positions on the collective fall arrest system. The positions of each drop test are show in Figure 3.

Results:

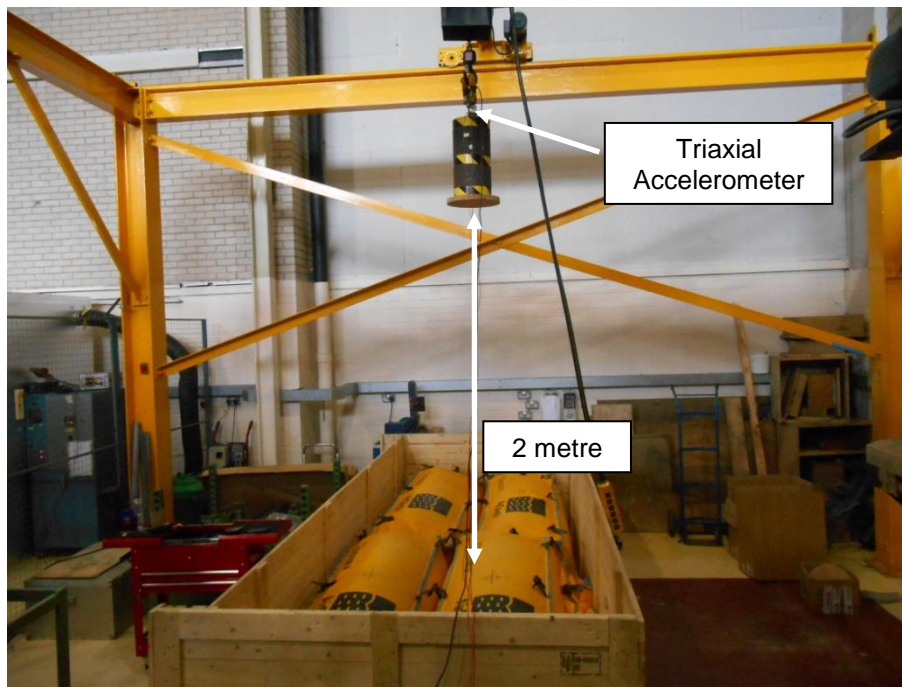
Drop Test

The specimens completed the testing programme and deceleration levels measured were within the limit of 14g.



COLLECTIVE FALL ARREST SYSTEM

FIGURE 1



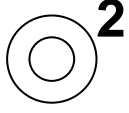

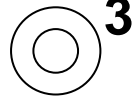
RIGID STEEL MASS FALL ARREST IMPACT TEST

FIGURE 2

Certificate of Testing

Nº: TRA026624CC01A

Page 4 of 4 Pages

DROP POSITIONS 1, 2 & 3

FIGURE 3